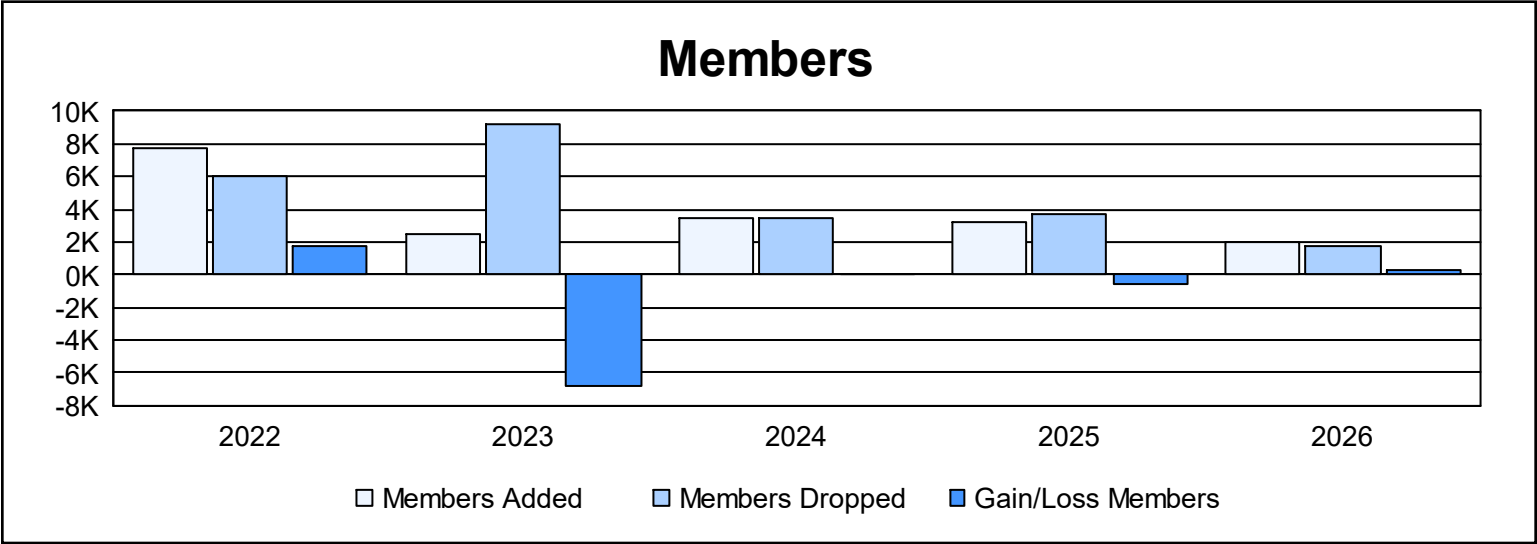
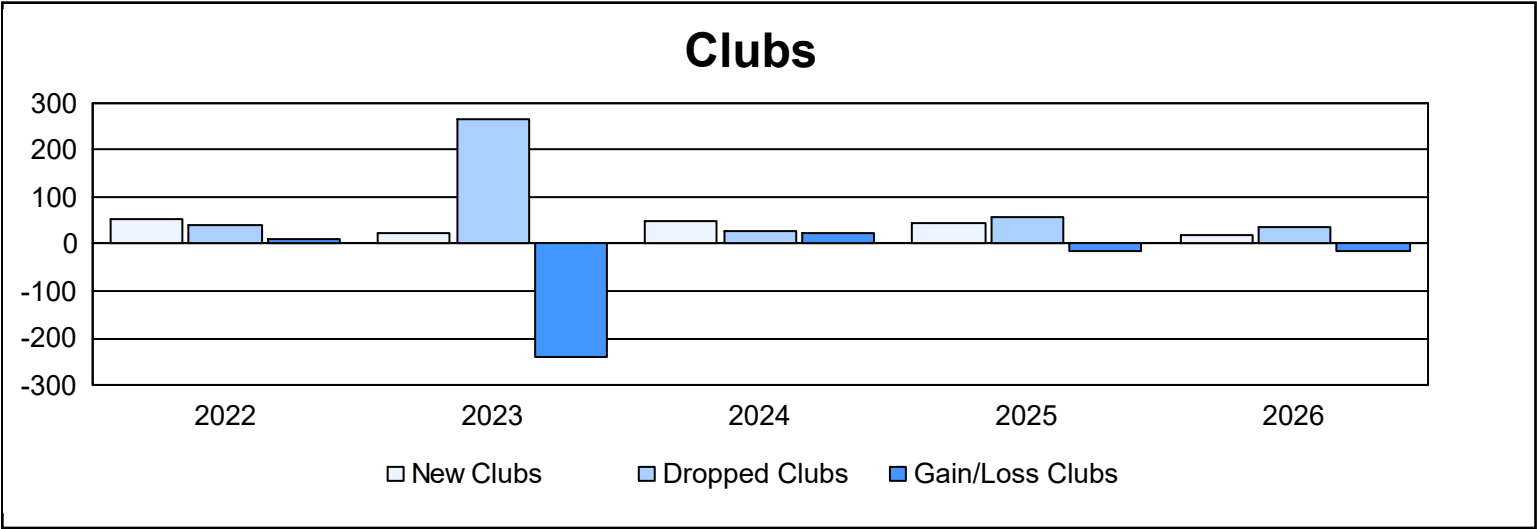
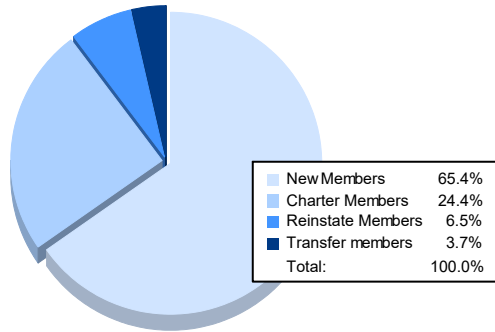


Year	New Clubs	Dropped Clubs	Gain/ Loss Clubs	New Members	Charter Members	Reinstate Members	Transfer Members	Total Member Added	Total Members Dropped	Gain/ Loss Members
2021-2022	51	42	9	4,741	2,560	416	64	7,781	5,985	1,796
2022-2023	25	263	-238	1,248	831	121	229	2,429	9,220	-6,791
2023-2024	49	26	23	1,671	1,376	270	202	3,519	3,421	98
2024-2025	45	58	-13	1,656	928	474	125	3,183	3,743	-560
2025-2026	21	37	-16	1,281	479	128	72	1,960	1,720	240
Average	38	85	-47	2,119	1,235	282	138	3,774	4,818	-1,043



Membership Composition

December 2025 Cumulative



Gender Composition

December 2025 Cumulative

